

BUTTERFLY VALVE TYPE 56 400mm(16inch)



FEATURES

Easy Transformation of Operation Devices

Application of modular design on top flange provides the valve with flexible and easy change of operation types, and from manual to automatic and so on.

Option

Long stem type and chain drive type are available on special request.

SPECIFICATIONS

Body material	Nominal size mm(inch)	Working Temperature °C (°F)	Max. Working Pressure (at R.T.) MPa{kgf/cm ² } [PSI]	
			400mm(16inch)	
PP	400(16)	-20 - 80(-5 - 175)	0.6{6.1} [87]	
PVDF	400(16)	-20 - 120(-5 - 250)	0.6{6.1} [87]	

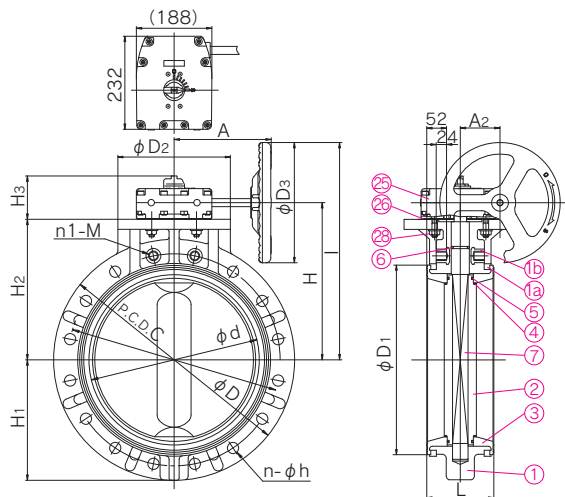
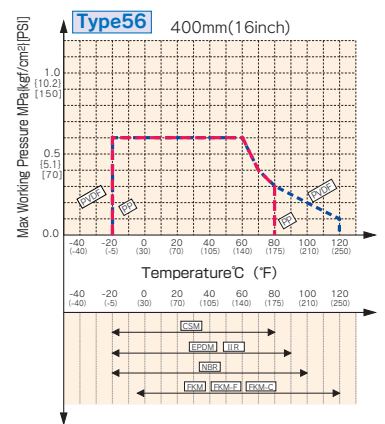
※R.T. ... Room Temperature

PARTS & MATERIALS

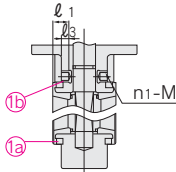
No.	DESCRIPTION	Pcs.	MATERIAL
①	BODY	1	BODY/DISC PP/PP PVDF/PVDF
②	DISC	1	
③	STEM SEAT	1	EPDM,FKM,OTHERS
④	O-RING(A)	2	EPDM,FKM,OTHERS
⑤	O-RING(B)	2	EPDM,FKM,OTHERS
⑥	O-RING(C)	1	EPDM,FKM,OTHERS
⑦	STEM	1	STAINLESS STEEL(SUS403)
⑳	GEAR BOX	1	PLASTIC etc.
㉑	BOLT (C)	1	STAINLESS STEEL304
㉒	RING ¹⁾	2	STEEL(SS400)
㉓	INSERTED METAL OF BODY ²⁾	4	COPPER ALLOY(C3604)

Note: 1) Used for PP body: with epoxy powder coat
2) Used for JIS 10K400mm(16inch)

WORKING PRESSURE VS. TEMPERATURE



DETAIL OF INSERTED NUTS



NOM. SIZE	BOLT HOLES	Q'TY OF INSERTED NUT	TOTAL	
			UPPER	(2×n1)
400 16	M24	14	2×2	4
			52	24

※JIS 10K 400mm(16inch)only

DIMENSIONS TABLE

Nominal Size		JIS 10K																	Unit:mm	
mm	inch	d	C				D	D ₁	D ₂	D ₃	L	H	H ₁	H ₂	H ₃	I	A	A ₂	Number of handle rotation	
400	16	406	510	14	27	2	24	600	470	235	300	169	390	300	350	108	540	272	99.2	9.5

Nominal Size		DIN PN 10																	Unit:mm	
mm	inch	d	C				D	D ₁	D ₂	D ₃	L	H	H ₁	H ₂	H ₃	I	A	A ₂	Number of handle rotation	
400	16	406	515	16	26			600	470	235	300	169	390	300	350	108	540	272	99.2	9.5

Nominal Size		ANSI Class 150																	Unit:inch	
inch	mm	d	C				D	D ₁	D ₂	D ₃	L	H	H ₁	H ₂	H ₃	I	A	A ₂	Number of handle rotation	
16	400	15.98	21.25	16	1.12			23.62	18.50	9.25	11.81	6.65	15.35	11.81	13.78	4.25	21.26	10.71	3.91	9.5